

STEP 1

The screenshot shows the DBS iBanking interface. At the top, the browser address bar displays "DBS Bank Ltd [SG] https://internet-banking.dbs.com.sg/IB/Welcome". The page header includes the POSB logo and "iBanking" text. A navigation bar contains "Shortcuts" and "Please select" dropdown, and a yellow "Security and You | Logout" button. The left sidebar menu has "Funds Transfer" and "Funds Transfer To Other DBS/POSB A/C" highlighted with red boxes. The main content area is titled "Funds Transfer: Manage Payee List & Settings" and includes a "Print" and "Help" button. Below the title, a description states: "This service allows you to add, delete payee and manage your Funds Transfer settings." A "List of Services" table is displayed with the following items:

List of Services
> Add New DBS/POSB Payee
> Delete DBS/POSB Payee
> Add New Other Bank Payee
> Delete Other Bank Payee
> Make OTP Application
> Change Funds Transfer Limit
> Deactivate Funds Transfer
> View/Delete Postdated Funds Transfer

STEP 2

DBS iBanking

DBS Bank Ltd [SG] https://internet-banking.dbs.com.sg/IB/Welcome

POSB iBanking

Shortcuts Please select Security and You | Logout

iB Homepage
Logout

Register New iB Secure Device
Account Information
A/C Summary Enquiry
Transaction History Enquiry
Cheque Status Enquiry
Credit/Charge Card Enquiry
Debit Card Enquiry
GIRO Enquiry
Standing Instruction Enquiry
Funds Transfer
Adhoc Transfer (Other Bank) ^{New}
Funds Transfer To My A/C
Funds Transfer To Other DBS/POSB A/C
Funds Transfer To Other Banks ^{New}
FAST: Transaction(s) History ^{New}
Funds Transfer: Manage Payee List & Settings

Add New DBS/POSB Payee

Print Help

1 Add Payee 2 Confirm Payee 3 Complete

To add a new payee to your personal payee list for Funds Transfer to Other DBS/POSB Account, please provide the following information.

Account Information

Account Name	
My Initials (For display on payee's bank statement)	Donation (Maximum 12 characters)
Daily Transfer Limit	(click here to change limit)

New Payee Information

Payee Account Number	1079010989 (Please omit dashes. For MCSA, enter S-XXXXXX-X.)
Name of Payee	NUHS Fund Limited (Maximum 20 characters)

Submit Clear Cancel

STEP 3

DBS iBanking

DBS Bank Ltd [SG] https://internet-banking.dbs.com.sg/IB/Welcome

POSB iBanking

Shortcuts Please select Security and You | Logout

iB Homepage Logout

- Register New iB Secure Device
- Account Information
 - A/C Summary Enquiry
 - Transaction History Enquiry
 - Cheque Status Enquiry
 - Credit/Charge Card Enquiry
 - Debit Card Enquiry
 - GIRO Enquiry
 - Standing Instruction Enquiry
- Funds Transfer
 - Adhoc Transfer (Other Bank) ^{M&W}
 - Funds Transfer To My A/C
 - Funds Transfer To Other DBS/POSB A/C
 - Funds Transfer To Other Banks ^{M&W}
 - FAST Transaction(s) History ^{M&W}
 - Funds Transfer: Manage Payee List & Settings
 - Standing Instruction: Manage Instructions & Settings
- Funds Transfer (Overseas) ^{New}
- Payments
- PayLah! ^{M&W}

1 Add Payee 2 Confirm Payee 3 Complete



You have requested to add the following payee to your personal payee list.






Please ensure that the details below are correct and click on "Confirm" to complete the transaction.

New Payee Information - Confirmation

My Initials (for display in payee's statement)	DONATION
Account Type	DBS Current Account
Account Number	107-901098-9
Name of Payee	NUHS FUND LIMITED

Please enter the iB Secure PIN from the iB Secure Device to complete this transaction.

If you need to delete, please press  Del 

- 1 Press and hold  until you see a dash on the screen. 
- 2 Enter the 6-digit codes sent to your registered mobile phone ([More Details](#)) 
- 3 Press  again and your 6-digit iB Secure PIN will be generated. 
- 4 Enter the 6-digit iB Secure PIN.

Waiting for internet-banking.dbs.com.sg

STEP 4

DBS iBanking

DBS Bank Ltd [SG] https://internet-banking.dbs.com.sg/IB/Welcome

POSB iBanking

Shortcuts Please select

iB Homepage Logout

Register New iB Secure Device Account Information

- A/C Summary Enquiry
- Transaction History Enquiry
- Cheque Status Enquiry
- Credit/Charge Card Enquiry
- Debit Card Enquiry
- GIRO Enquiry
- Standing Instruction Enquiry

Funds Transfer

- Adhoc Transfer (Other Bank) ^{New}
- Funds Transfer To My A/C
- Funds Transfer To Other DBS/POSB A/C
- Funds Transfer To Other Banks ^{New}
- FAST: Transaction(s) History ^{New}
- Funds Transfer: Manage Payee List & Settings
- Standing Instruction: Manage Instructions & Settings**
- Funds Transfer (Overseas) ^{New}
- Payments
- PayLah! ^{New}

Add New DBS/POSB Payee

1 Add Payee 2 Confirm Payee 3 Complete

Your new payee has been added successfully. You may now proceed with your Funds Transfer. You may wish to print out a copy of this confirmation for reference.

My Initials (for display in payee's statement)	DONATION
Account Type	DBS Current Account
Account Number	107-901098-9
Name of Payee	NUHS FUND LIMITED
Transaction Reference	

What's Next ?

- [Transfer to DBS/POSB A/C Now](#)
- Add DBS/POSB Payee
- Add Other Bank Payee
- Update Alerts

Enjoy higher spending power with a Credit Limit Review on your Credit Card. Plus, get a S\$10 voucher* when you apply online! [Find out More >](#)

*Terms and Conditions apply.

Security and You | Logout

Print Help

Highlights!

iBanking Services Demo

Redemption of POSB Everyday Card Daily\$ and SAFRAS

[Click here to redeem](#)

javascript:goToState('000000000000016', '95faabd20a6567d900b5dac4297eed8d', 'MakeFTTto3...

STEP 5

DBS iBanking x

DBS Bank Ltd [SG] https://internet-banking.dbs.com.sg/IB/Welcome

POSB iBanking

Shortcuts Please select Security and You | Logout

IB Homepage
Logout

- Register New iB Secure Device
- Account Information
 - A/C Summary Enquiry
 - Transaction History Enquiry
 - Cheque Status Enquiry
 - Credit/Charge Card Enquiry
 - Debit Card Enquiry
 - GIRO Enquiry
 - Standing Instruction Enquiry
- Funds Transfer
 - Adhoc Transfer (Other Bank) New
 - Funds Transfer To My A/C
 - Funds Transfer To Other DBS/POSB A/C
 - Funds Transfer To Other Banks New
 - FAST: Transaction(s) History New

Standing Instruction: Manage Instructions & Settings

[Print](#) [Help](#)

This service allows you to add or terminate your Standing Instructions.

List of Services
> Add New Standing Instruction
> Terminate Standing Instruction

STEP 6

DBS iBanking

DBS Bank Ltd [SG] https://internet-banking.dbs.com.sg/IB/Welcome

POSB iBanking

Security and You | Logout

Shortcuts Please select

Cheque Status Enquiry
Credit/Charge Card Enquiry
Debit Card Enquiry
GIRO Enquiry
Standing Instruction Enquiry

Funds Transfer

Adhoc Transfer (Other Bank) ^{MW}
Funds Transfer To My A/C
Funds Transfer To Other DBS/POSB A/C
Funds Transfer To Other Banks ^{MW}
FAST: Transaction(s) History ^{MW}
Funds Transfer: Manage Payee List & Settings
Standing Instruction: Manage Instructions & Settings

Funds Transfer (Overseas) ^{MW}
Payments
PayLah! ^{MW}

Investment & Trading
Account Opening & Placements
Credit & Debit/ATM Card

eStatement ^{MW}
My Preferences
Service Request
Contact Us
Rates
Site Map

Set Up Standing Instruction

Print Help

1 Set up Details 2 Confirm Details 3 Complete

My Debiting Account

From Account Please select ...

Beneficiary's Account

My Account

To Account Please select ...

DBS/POSB Bank

To Account DBS Current Account 107-901098-9 NUHS Fund Limited (Add New Payee)

Other Bank

To Account Please select ... (Add New Payee)

Standing Instruction

Payee's Full Name NUHS Fund Limited

Payment Amount S\$

Date of First Payment (dd / mm / yyyy)

Date of Last Payment (if any) (dd / mm / yyyy)

Frequency of Payment

Monthly
 Quarterly
 Half-Yearly